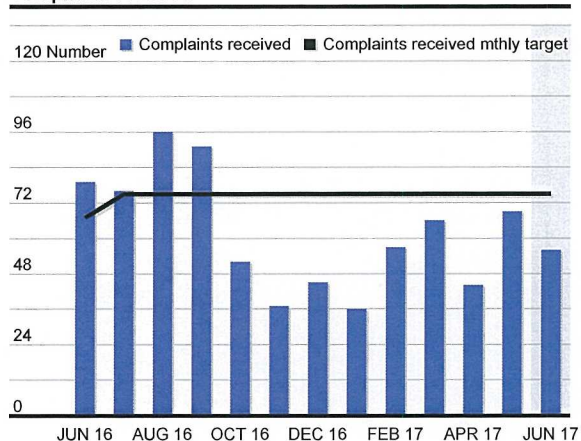




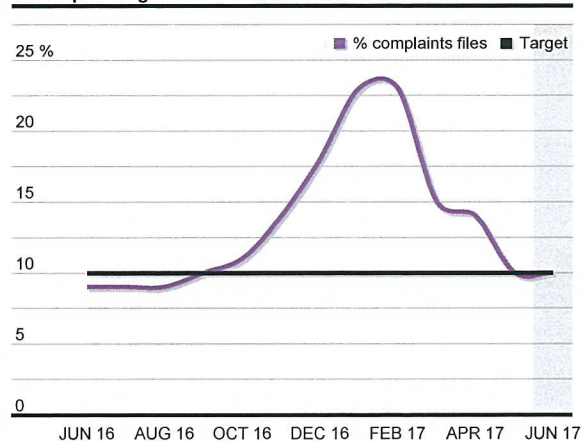
OFFICE OF THE PRIVACY COMMISSIONER

FINANCE AND PERFORMANCE REPORT - JUNE 2017

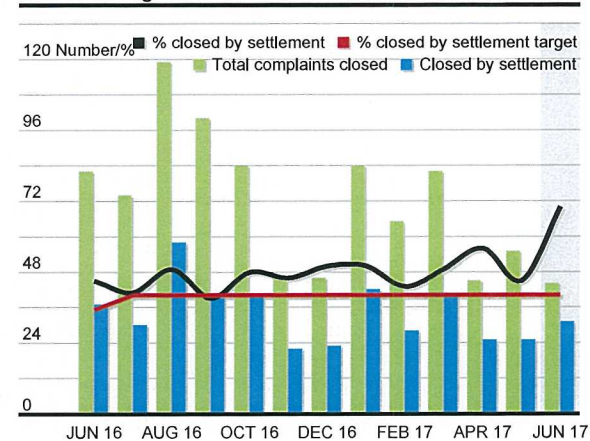
Prepared 10 July 2017

Complaints received

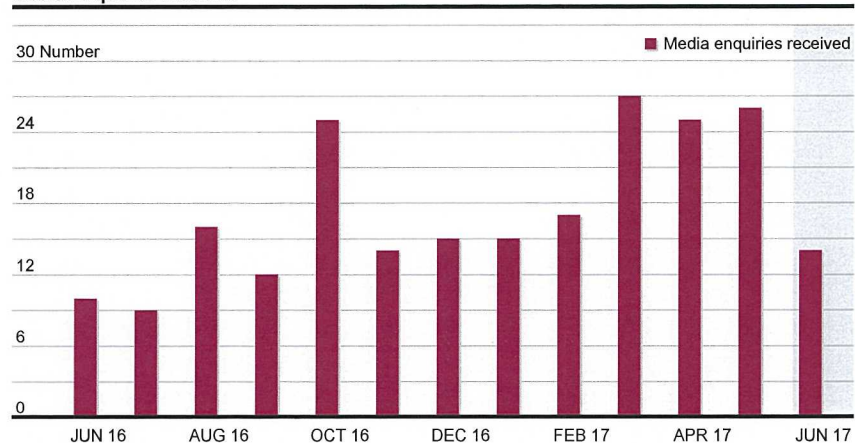
To show the trend in complaints received on a monthly basis across the year.

% complaints greater than 6 mths old

To show the % of complaints work in progress greater than 6 months old against target and the previous year.

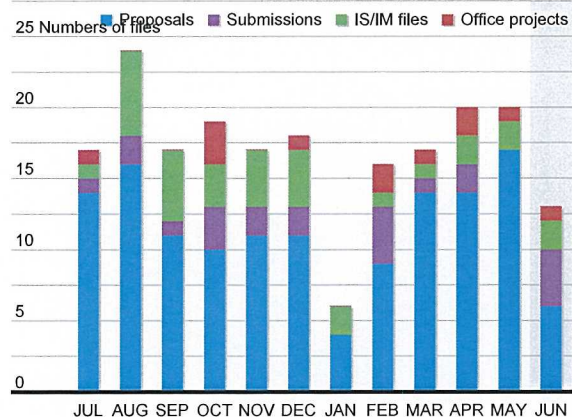
Closure through settlement

To show the number and % of files closed through settlement between the parties.

Media Enquiries received

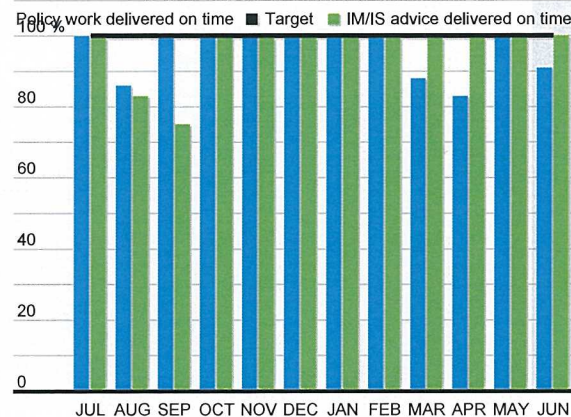
To show the number of media enquiries by month.

Policy files closed by category



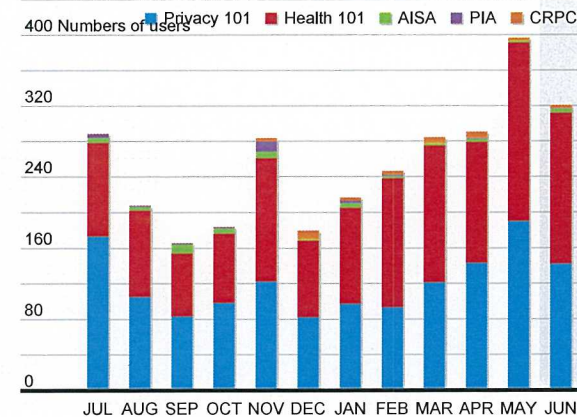
To show the number of policy files that have been completed during the month. The categorisation of these is as per the SPE.

Policy files completed within timeframes



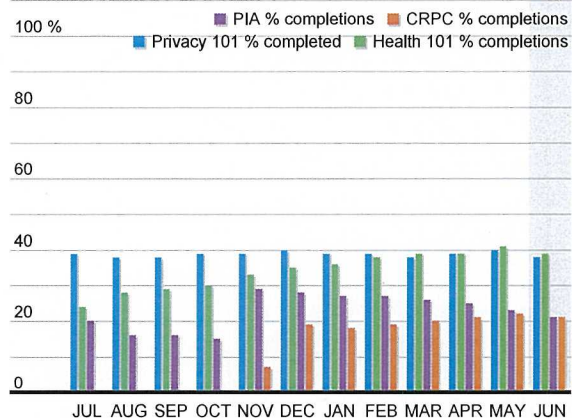
To highlight the timeliness of completion of the Office's policy work. The target (as set in the SPE) is 100%.

Number of on-line module completions



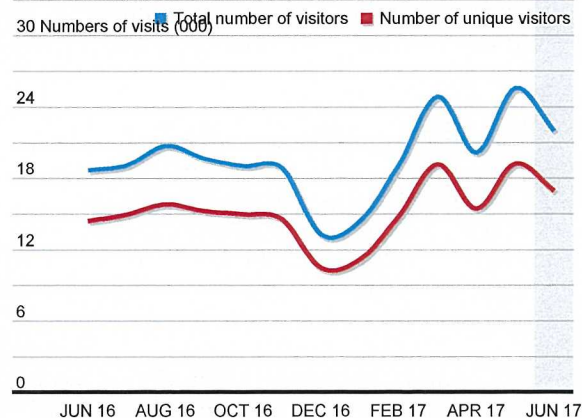
To identify the numbers of users on a monthly basis who have completed the on-line modules. For the AISA on-line module the figure just represents numbers registering as it is not possible to ascertain

% completion of on-line modules



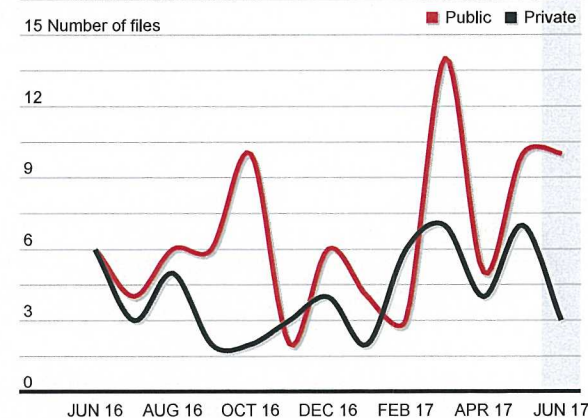
To give an indication of the % of users completing the on-line modules after registering. This result will be shown on a cumulative basis over the course of the year

Visits to the website



To show the number of visitors to the website on a monthly basis over the past 12 months.

Breach notifications



This shows the trend in breach notifications relating to public and private entities.